

Croeso i Ysgol Gynradd Pembroke

Reading at
Pembroke Primary
School





Learning Outcomes

Parents and carers will:

01

Have a greater understanding of how the school teaches reading to their child.

02

Have a better understanding of why reading is so important.

03

Know how to support their child with their learning.



So, on this cat-scale, how do you feel today?



Opening Activity

Find a pair in the classroom and ask the questions below about their reading habits and reading experiences.

01

When was the last time you read?
What was it about?

02

Do you read something about the
product that you want to buy?



Early Reading is ...

- holding books
- looking at books
- turning pages
- listening to stories
- making up stories
- talking about pictures in books



CHILDREN ARE MADE READERS
ON THE LAPS OF THEIR PARENTS.

— EMILIE BUCHWALD



JOY of mom

JOYOFMOM.COM ♥ FB/JOYOFMOM

Reading enables a 360-degree growth of an individual. It develops your thought process, expands your viewpoints and keeps your mind active

BENEFITS OF READING



Sharpens your mind



Helps in self-discovery



Improves writing skills



Improves your language skills



Builds focus & concentration



Source of light on dark days



Evolves you as a human being



Lets you enjoy the me-time



Helps to learn the art of empathy



Boosts your sleep



Helps to learn new things



Great source of entertainment

Why is reading at home so important?

Children with access to 25 books at home complete an average of 2 more years of school than children from homes without any books.



Kids 4-5 years old gain 6 months of reading ability by being read to 3 to 5 times per week.



Reading is a critical skill for succeeding in most school subjects.



A child spends 900 hours a year in school and 7800 hours at home.



Research shows that just 20 minutes a day spent reading with a child helps them develop critical reading skills.



Learn more:

smartreading.org/parent-resources



Reading Comprehension

Reading comprehension is the ability to read text, process it, and understand its meaning. It involves making connections between words and ideas, as well as drawing conclusions and inferences.

Good reading comprehension requires active engagement in the text, as well as an understanding of the text's structure, purpose, and context.



1st step to reading

Phonics

Phonics is the building blocks of language and how these building blocks fit together to make words.



At Pembroke we use Read, Write Inc phonic programme to support our children in this important step.

The logo for Read Write Inc. Phonics is displayed on a white rectangular background. It features a teal rounded rectangle containing the text "Read Write Inc." in a bold, yellow, sans-serif font with a dark blue outline. Below this, the word "Phonics" is written in a teal, sans-serif font with a white outline. The entire logo is set against a background of light blue, stylized, overlapping shapes that resemble water or clouds.

Read Write Inc.
Phonics

The English language contains 44 phonemes that help us read and write. Phonemes are the smallest unit of sound in the English language and can be blended together to form words. Each phoneme is represented by a grapheme – which is a letter or a group of letters. Children learn about phonemes and graphemes when they start learning to read, and will also learn how phonemes can be blended together to make a word, and how words can be segmented in order for us to write them.

Speed Sounds Set 1

m 	a 	s 	d 	t 
i 	n 	p 	g 	o 
c 	k 	u 	b 	f 
e 	l 	h 	sh 	r 
j 	v 	y 	w 	th 
z 	ch 	qu 	x 	ng 


Speed Sounds Set 2

ay 	ee 	igh 	ow 	oo 
oo 	ar 	or 	air 	ir 
			ou 	oy 

Speed Sounds Set 3

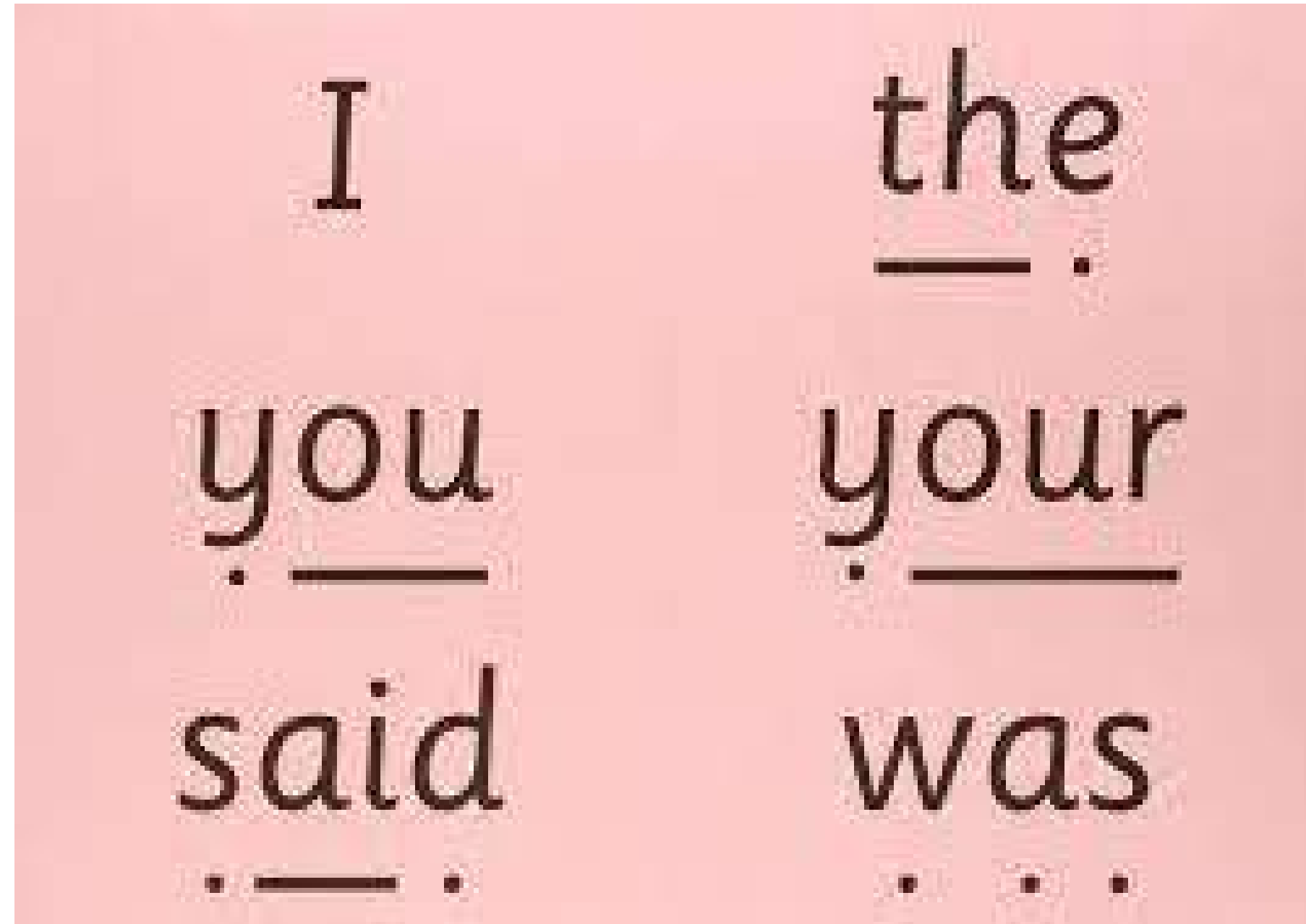
ea 	oi 			
a-e 	i-e 	o-e 	u-e 	aw 
are 	ur 	er 	ow 	ai 
oa 	ew 	ire 	ear 	ure 

It is important that children learn to pronounce each phoneme accurately. We call this pure sounds. Once phonemes are mastered they can be put together to build words. This is called blending.



The key to vocabulary building - blending

Children are also introduced to RED WORDS. These are words that cannot be sounded out with their current phonic knowledge.



Children are assessed regularly and are then placed in the appropriate reading group. Children move between groups whenever it is appropriate. Once a child has started blending they will start reading words in simple sentences. These are called ditties. After that they will usually progress through the different levels / colours.


I got pop

dad got a sip


the dog did not



After ditties they will usually progress through the different levels/colours.

- **Red - Expected level at the end of reception**
 - **Green**
 - **Purple**
 - **Pink - Expected level at the end of year 1**
 - **Orange**
 - **Yellow**
 - **Blue**
 - **Grey**
 - **Completed RWInc - Expected level at the end of year 2**
- 

RWinc Sessions

- **Sound session - My turn, your turn**
 - **Introduce new sounds - when ready**
 - **Green words - words that can be sounded out - FRED TALK**
 - **Red Words - words to be read by sight - NO FRED TALK**
 - **Partner sounds and word practice**
 - **Story discussion**
 - **Partner read story - repeat - repeat - until fluent**
 - **Questions about the story**
 - **Speedy Words**
- 

After RWInc comes Guided Reading

These sessions are similar to RWInc sessions apart from the sound practice.

At Pembroke, we use a variety of different texts during Guided Reading Sessions.

- levelled reading books
- library books
- newspapers



Guided Reading Sessions

- Children are grouped - we test all children on the PM Benchmark
- Timetable of activities that all children complete throughout the week.
- Guided Reading Session is with an adult
- Other groups have reading activities to complete e.g Reading Eggs, First News, and Response activities about a text.
- Welsh texts are included
- Same text is read individually and adults listen in to one child at a time
- Text is discussed in line with the session objective

Why do we need to comprehend?



Reading comprehension helps us better understand the written word and how to effectively communicate with others.



It enables us to extract and comprehend meaningful information from the text.



It helps us to build on our existing knowledge and develop our critical thinking skills.



It increases our vocabulary and improves our writing and speaking abilities.

Skimming and Scanning

Skimming and scanning are reading techniques that use rapid eye movement and keywords to move quickly through text for slightly different purposes.

Skimming is reading rapidly in order to get a general overview of the material.

Scanning is reading rapidly in order to find specific facts.

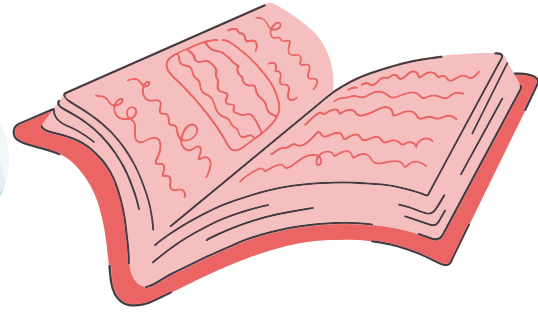


Alongside RWInc and Guided Reading we...




- **Read and talk about books**
- **Read Welsh texts**
- **Use Reading Eggs**
- **Read books for fun and ideas**
- **Read texts linked to our path**
- **Books are available around the classroom**
- **Reading Buddies**

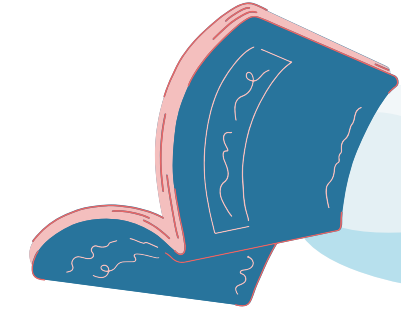
How Can You Help Your Child?



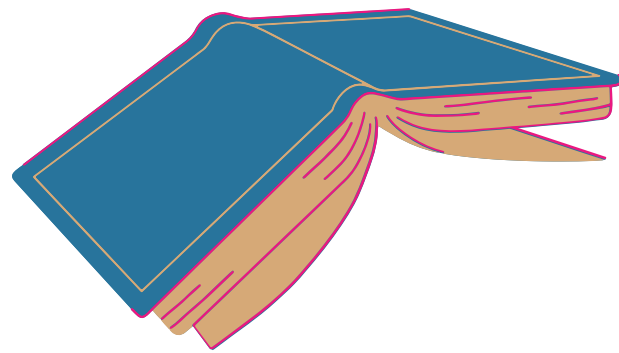
- Read to and with them daily




- Read anything and everything




- Make it fun not a chore



- Take your child to the library

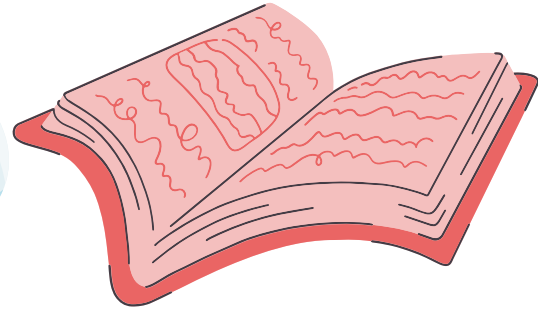


- Read their school home reader




- Read in different places

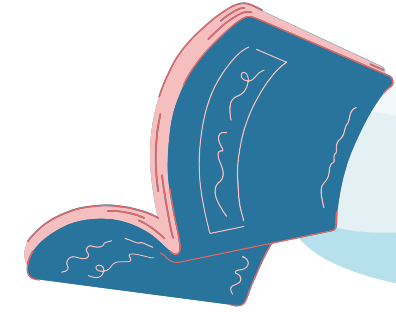
How Can You Help Your Child?



- Use Reading Eggs



- Use apps etc



- Listen to stories

Oxfordowl

If you would like support please contact your child's class teacher.

Please scan the code to complete
a feedback form.



**Reading is a
journey...**

and the books are the wings that will take you
there.

Diolch

